


  
**Ipanema**  
**Sempre Nova**

CATÁLOGO  
COLEÇÃO 2023

**Ipanema**  
Sempre Nova



**Ipanema**  
Sempre Nova




**Ipanema**  
Sempre Nova




**Ipanema**  
Sempre Nova



**Grendene®**



## Meu Sol Adulto



**480772**

SAND IPANEMA MEU SOL FEM AD PT/LIL  
CX/0006/UN 7909937437275

<b>GRADE</b>	33/34	35	36	37	38	39/40
<b>02350</b>	1	1	1	1	1	1



**480774**

SAND IPANEMA MEU SOL FEM AD RS/AM  
CX/0006/UN 7909937437398

<b>GRADE</b>	35	36	37	38	39/40
<b>20841</b>	1	1	2	1	1




**480775**

SAND IPANEMA MEU SOL FEM AD RS/RS  
CX/0006/UN 7909937437633

<b>GRADE</b>	35	36	37	38	39/40
<b>20841</b>	1	1	2	1	1

## Meu Sol Infantil



**480778**

SAND IPANEMA MEU SOL FEM INF LIL/VD  
CX/0006/UN 7909937442446

<b>GRADE</b>	23/24	25/26	27/28	29/30
<b>29736</b>	1	2	2	1



**480776**

SAND IPANEMA MEU SOL FEM INF PT/LIL  
CX/0006/UN 7909937442248

<b>GRADE</b>	25/26	27/28	29/30	31/32
<b>06267</b>	1	1	2	2

**Meu Sol Papete Adulto**



**480804**

SAND IPANEMA MEU SOL PAP FEM AD AZ/RS  
CX/0006/UN 7909937438050

<b>GRADE</b>	35	36	37	38	39/40
<b>20841</b>	1	1	2	1	1



**480805**

SAND IPANEMA MEU SOL PAP FEM AD LIL/VD  
CX/0006/UN 7909937438173

<b>GRADE</b>	35	36	37	38	39/40
<b>20841</b>	1	1	2	1	1



**480802**

SAND IPANEMA MEU SOL PAP FEM AD PT/LIL  
CX/0006/UN 7909937437817

<b>GRADE</b>	35	36	37	38	39/40
<b>20841</b>	1	1	2	1	1



**480803**

SAND IPANEMA MEU SOL PAP FEM AD VD/RS  
CX/0006/UN 7909937437879


<b>GRADE</b>	35	36	37	38	39/40
<b>20841</b>	1	1	2	1	1



**480801**


SAND IPANEMA MEU SOL PAP FEM AD RS/VD  
CX/0006/UN 7909937437756

<b>GRADE</b>	35	36	37	38	39/40
<b>20841</b>	1	1	2	1	1



# Ipanema Sempre Nova

## Meu Sol Papete Infantil



**480806**

SAND IPANEMA MEU SOL PAP FEM INF LIL/VD  
CX/0006/UN 7909937438432

<b>GRADE</b>	26/27	28	29	30	31	32/33
<b>04279</b>	1	1	1	1	1	1




**480807**

SAND IPANEMA MEU SOL PAP FEM INF RS/AZ  
CX/0006/UN 7909937438500

<b>GRADE</b>	26/27	28	29	30	31	32/33
<b>04279</b>	1	1	1	1	1	1

## Meu Sol Papete Baby



**480808**

SAND IPANEMA MEU SOL PAP FEM BABY RS CL  
CX/0006/UN 7909937446413


<b>GRADE</b>	19	20/21	22	23/24
<b>34457</b>	1	2	2	1




**480809**

SAND IPANEMA MEU SOL PAP FEM BABY RS ES  
CX/0006/UN 7909937446567

<b>GRADE</b>	19	20/21	22	23/24
<b>34457</b>	1	2	2	1



## Meu Sol Rasteira Adulto



**480780**

SAND IPANEMA MEU SOL RAST FEM AD PT/LIL  
CX/0006/UN 7909937451417

<b>GRADE</b>	35	36	37	38	39/40
<b>20841</b>	1	1	2	1	1



**480784**

SAND IPANEMA MEU SOL RAST FEM AD RX/VD  
CX/0006/UN 7909937451653

<b>GRADE</b>	34	35	36	37	38	39/40
<b>50239</b>	1	1	1	1	1	1



**480781**

SAND IPANEMA MEU SOL RAST FEM AD RS/AM  
CX/0006/UN 7909937451530

<b>GRADE</b>	35	36	37	38	39/40
<b>20841</b>	1	1	2	1	1



**480779**

SAND IPANEMA MEU SOL RAST FEM AD RS/VD  
CX/0006/UN 7909937451356

<b>GRADE</b>	35	36	37	38	39/40
<b>20841</b>	1	1	2	1	1

## Meu Sol Rasteira Infantil



**480787**

SAND IPANEMA MEU SOL RAST FEM INF PT/LIL  
CX/0006/UN 7909937451912

GRADE	26/27	28	29	30	31	32/33
04279	1	1	1	1	1	1



**480788**

SAND IPANEMA MEU SOL RAST FEM INF RS/AZ  
CX/0006/UN 7909937452230

GRADE	26/27	28	29	30	31	32/33
04279	1	1	1	1	1	1



R 1-B QUADRA 1B LOTE 1 ANEXO MÓDULO 2  
POLO EMPRESARIAL GOIÁS - ETAPA XIII  
CEP 74.985-003 | APARECIDA DE GOIÂNIA GO



@multicanalatacado

 TELEVENDAS:  
(62) 3773-1010